



Valentia Collection

kwalu®



FEATURED
Valentia Wallsaver Guest Chair with Upholstered Panels
and Valentia Motorized Recliner

Valentia

DESIGNED FOR HEALTHCARE

The Valentia collection was designed for use throughout any hospital. The chair frames look like wood, but are actually made from a ground-breaking, solid surface (1/8" thick), high-impact-resistant polymer which means they don't have any of the drawbacks of wood. The frames are moisture impervious and can be cleaned for at least 10 years using any of the EPA-registered antimicrobial products effective against *C. diff.* (even 100% bleach), without diminishing the chair surface's integrity or appearance.

BUILT FOR INFECTION PREVENTION

On the patient's road to recovery and sustained good health, cleanliness is critical. Combining appropriate furniture materials with the correct cleaning products and protocols ensures effective surface disinfection, reducing the risk of cross-transmission of HAIs. Valentia is built for infection prevention with a frame that does not support microbial growth. The chair can also withstand the harshest daily cleaning regimens, including bleach, without degrading its finish and appearance. Kwalu's Valentia collection provides one missing piece of the puzzle in infection prevention, contributing to the goal of eliminating deadly pathogens before they can come into contact with healthcare workers, patients and guests.



LEVEL®,
BIFMA's Sustainability
Certification Program
for Furniture



Vizient Innovative Technology
Designated Product



**SCS Indoor
Advantage Gold –
Furniture**

Nightingale
Awards



Nightingale Innovation Award

Kwalu's GetWell Patient Room was awarded a Nightingale Innovation Award for Surfacing Materials.



Easy to Clean

Clorox Healthcare and Kwalu are partnering to fight HAI's. Kwalu chairs have no topical coatings, so sanitizing solutions commonly used in healthcare environments can be used – including 100% bleach – without degrading the finish.

10 year
performance
warranty

10 Year Warranty

We offer a 10 Year Performance Warranty on both construction and finish, so the product is guaranteed to stay looking like new for 10 years.

Valentia Guest



Heralding style and comfort, the sleek Valentia features modern lines and curves with traditional support. Angled, contemporary arms provide aesthetic appeal and facilitate ingress and egress. The supreme quality of the cushioned seat and the reassurance of the ergonomically designed back create the ultimate place to relax.



GUEST CHAIR



GUEST WALLSAVER



Features



Optional Wallsaver Legs

Wallsaver back legs help keep walls in pristine condition. (Wallsaver Chair only)



Durable Finish

Kwalu's solid surface (1/8" thick) proprietary finish doesn't have any of the drawbacks of wood. The frames are moisture impervious, graffiti-resistant, easy to clean and maintenance-free.



Steel Reinforced

Our patented steel-reinforced joint system uses over 20 pieces of steel in most Kwalu chairs. Stop ongoing and costly furniture replacement.



Cleanout

Cleanout prevents buildup of debris and provides for easy maintenance.

10


year
performance
warranty

10 Year Warranty

We offer a 10 Year Performance Warranty on both construction and finish, so the product is guaranteed to stay looking like new for 10 years.

Statement of Line


GUEST CHAIR



VLG111

24 W
26 D
35 H

WALLSAVER



VLWG2

24 W
27 D
35 H

VLWG2UP

25 W
27 D
35 H

Valentia Bariatric

Generously sized and built for maximum stability and strength with a solid steel inner frame, the Valentia Bariatric accommodates generous proportions. Designed to reflect morphology and ergonomics specific to bariatric needs, this model can be connected to Guest chairs and Center Linking Tables as part of lounge/waiting area seating.



Features



Weight Capacity

Valentia Bariatric chairs are rated to 500 lbs weight capacity.



Durable Finish

Kwalu's solid surface (1/8" thick) proprietary finish doesn't have any of the drawbacks of wood. The frames are moisture impervious, graffiti-resistant, easy to clean and maintenance-free.



Steel Reinforced

Our patented steel-reinforced joint system uses over 20 pieces of steel in most Kwalu chairs. Stop ongoing and costly furniture replacement.



Cleanout

Cleanout prevents buildup of debris and provides for easy maintenance.


10

year
performance
warranty

10 Year Warranty

We offer a 10 Year Performance Warranty on both construction and finish, so the product is guaranteed to stay looking like new for 10 years.

Statement of Line



VLG112J0

34 W

26 D

36 H

Kwalu's beautifully designed furniture is made of a high-impact-resilient polymer that looks like wood but has none of its drawbacks. Finishes won't split, chip or swell even after years of harsh cleaning.

Valentia Multiple



Kwalu's tandem seating options make it possible for groups to sit together comfortably in lobbies, lounges, reception areas or emergency waiting rooms. These multi-seat options come built with a steel-reinforced frame, spanned for easy cleaning.



1-SEATERS WITH
CENTER LINKING TABLE



3-SEATER

Features



Durable Finish

Kwalu's solid surface (1/8" thick) proprietary finish doesn't have any of the drawbacks of wood. The frames are moisture impervious, graffiti-resistant, easy to clean and maintenance-free.



Number of Seats

Available 1-4 seat combinations, spanned, with or without center arms.

10 year performance warranty

10 Year Warranty

We offer a 10 Year Performance Warranty on both construction and finish, so the product is guaranteed to stay looking like new for 10 years.




HEALTHCARE

Easy to Clean

Clorox Healthcare and Kwalu are partnering to fight HAI's. Kwalu chairs have no topical coatings, so sanitizing solutions commonly used in healthcare environments can be used – including 100% bleach – without degrading the finish.

Statement of Line



VLGA

24 W
29.5 D
37 H

VLGB

43.5 W
29.5 D
37 H

VLGC


45.5 W
29.5 D
37 H

VLGD

63 W
29.5 D
37 H

VLGE

67.5 W
29.5 D
37 H



VLGF

84.75 W
29.5 D
37 H

VLGG

89 W
29.5 D
37 H

VLGJ

34.25 W
29.5 D
37 H

CENTER LINKING TABLES



VLGH

24 W
20.5 D
1.25 H



VLGI

44 W
20.5 D
1.25 H

Valentia Patient and Motion



PATIENT CHAIR

Heralding style and comfort, the sleek Valentia features modern lines and curves with traditional support. Angled, contemporary arms provide aesthetic appeal and facilitate ingress and egress. The supreme quality of the cushioned seat and the reassurance of the ergonomically designed back create the ultimate place to relax.



PATIENT WALLSAVER



MOTION CHAIR

The sleek Valentia Motion chair features modern lines and curves with traditional support. Angled, contemporary arms provide aesthetic appeal and easy ingress/egress. The supreme quality of the cushioned seat, the reassurance of the ergonomically designed back and the gentle rocking motion create the ultimate place to relax.



Features



Durable Finish

Kwalu's solid surface (1/8" thick) proprietary finish doesn't have any of the drawbacks of wood. The frames are moisture impervious, graffiti-resistant, easy to clean and maintenance-free.



Steel Reinforced

Our patented steel-reinforced joint system uses over 20 pieces of steel in most Kwalu chairs. Stop ongoing and costly furniture replacement.



Cleanout

Cleanout prevents buildup of debris and provides for easy maintenance. (Patient and Wallsaver Chairs only)



Optional Wallsaver Legs

Wallsaver back legs help keep walls in pristine condition. (Wallsaver Chair only)




Motion Chair

Kwalu's exclusive rocking mechanism produces an ultimately satisfying movement. (Motion Chair only)

Statement of Line

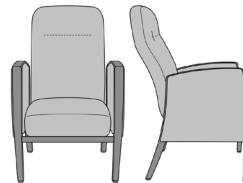
PATIENT CHAIR



VLR02

24 W
25.5 D
40 H

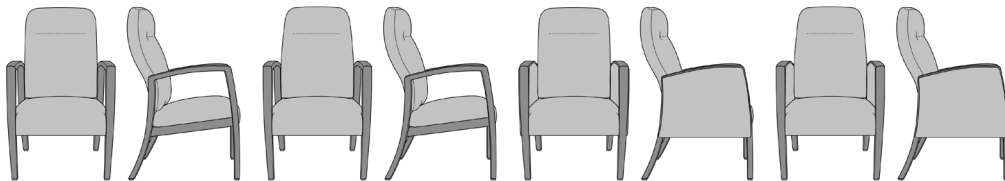
MOTION CHAIR



VLR12UP

26 W
30.5 D
40.5 H

PATIENT WALLSAVER



VLWS2

24 W
27.5 D
40 H

VLWS9

24 W
27.5 D
40 H

VLWS2UP

25 W
27.5 D
40 H

VLWS9UP

25 W
27.5 D
40 H

Valentia Motorized Recliner



Move effortlessly into the three relaxing positions of the Valentia Motorized Recliner, outfitted with a power cord, at the touch of a button on the right side of the chair. Another standout design feature of this recliner is the solid arm caps which protect fabric and allow ease of cleaning. Locking back casters and non-locking front casters can be replaced with optional Kwalu Pyramid legs.



Valentia Motorized Recliner

Features



Durable Finish

Kwalu's solid surface proprietary finish doesn't have any of the drawbacks of wood. The finish is moisture impervious, easy to clean and maintenance-free.



Extended Length

Fully reclines to a depth of 66 inches.



Casters

Heavy duty locking casters on rear and front non-locking casters are standard.



2 Button Control

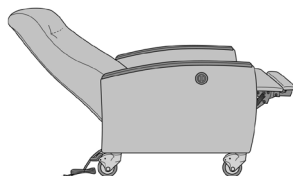
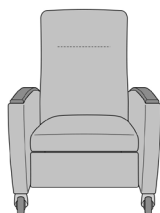
Press the control button to initiate multiple reclining positions.



Optional Kwalu Legs

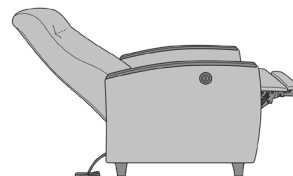
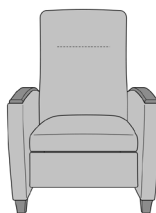
To create an elegant look, legs made of Kwalu material are available to replace casters and are optional.

Statement of Line



VLRC1

31 W
36 D
42 H



VLRC2

31 W
36 D
42 H

Guided by Evidence-Based Design (EBD)
principles, Kwalu's hospital grade furniture is purposefully
created for the high demand of medical environments

Valentia Glider



Contemporary in its design, the Valentia Glider, with its high back and ergonomic arm height provides exceptional comfort. Solid arm caps are standard. The lever on the outside right arm allow the user to activate and lock the gliding mechanism.



Features



Durable Finish

Kwalu's solid surface proprietary finish doesn't have any of the drawbacks of wood. The finish is moisture impervious, easy to clean and maintenance-free.



Arm Caps

Solid arm caps are a standard feature.



Smooth Gliding

Lever on the outside right arm activates and locks gliding mechanism.

10 year performance warranty

10 Year Warranty

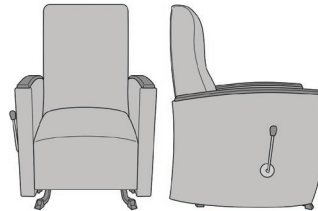
We offer a 10 Year Performance Warranty on both construction and finish, so the product is guaranteed to stay looking like new for 10 years.



Easy to Clean

Clorox Healthcare and Kwalu are partnering to fight HAI's. Kwalu chairs have no topical coatings, so sanitizing solutions commonly used in healthcare environments can be used – including 100% bleach – without degrading the finish.

Statement of Line



VLGL1

30 W

32 D

43 H

Kwalu's innovative materials and patented construction ensures that products maintain visual appeal while providing medical environments with ease of cleaning and longevity of service.



All photos © Thomas Watkins Photography

Atlanta Showroom

6160 Peachtree Dunwoody Rd.

Bldg. C

Atlanta, GA 30328

By appointment only

Chicago Showroom

222 Merchandise Mart Plaza

11th Floor, Suite 1199

Chicago, IL 60654

By appointment only

kwalu.

kwalu.com 1-877 MY KWALU

VLCOL1219