

# valverde

---

Lounge



kwalu®

Designed to Last®

# valverde

## Lounge

Kwalu's Valverde Lounge collection chair and love seat are elegant seating options. This collection features tapered legs and a high cushioned squared back framed in decorative nail head trim. All nail head trim is standard on the Valverde and can be found on the base as well. Piping is also standard on the base, removable seat and the scalloped arms. The standard metal decorative back insert ensures this collection looks spectacular from all angles.



Model: VLV11

### Features



#### Durable Finish

Kwalu's solid surface (1/8" thick) proprietary finish doesn't have any of the drawbacks of wood. The frames are moisture impervious, graffiti-resistant, easy to clean and maintenance-free.



#### Steel Reinforced

Our patented steel-reinforced joint system uses over 20 pieces of steel in most Kwalu chairs. Stop ongoing and costly furniture replacement.



#### Number of Seats

Choose from 2 seat styles – lounge chair and love seat.



#### Removable Seat Deck

Removable seat deck prevents buildup of debris and provides for easy maintenance.



#### Optional Back Insert


Available with or without optional Diamond Back insert.



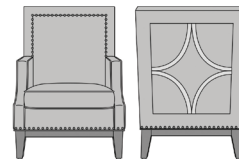
#### 10 Year Warranty

We offer a 10 Year Performance Warranty on both construction and finish, so the product is guaranteed to stay looking like new for 10 years.

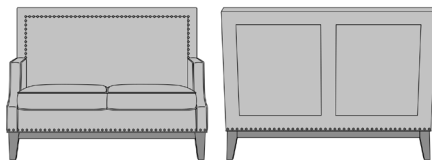
### Statement of Line




**VLV10**  
28.5W 32D 40H  
25AH



**VLV11**  
28.5W 32D 40H  
25AH



**VLV20**  
52.5W 32D 40H  
25AH



**VLV21**  
52.5W 32D 40H  
25AH

kwalu®

Designed to Last®

6160 Peachtree Dunwoody Rd. Building C, Atlanta, GA 30328

1-877-MY-KWALU [kwalu.com](http://kwalu.com)



All products are  
SCS Indoor Advantage Gold & LEVEL® certified  
SEATVLVF0818