

tindari

Bench



kwalu®

Designed to Last®

tindari

Bench

The Tindari Bench is a luxurious throwback to the mid-century modern era. Even before you take a seat, the double cushions, arms and attached bolster pillows speak volumes of its high level of comfort. The inset base, tapered legs and piping outlining the bottom cushion and pillows tell the story of Tindari's attention to style. Experience and confirm the glamour and delight of the Tindari Bench.



Model: TIN121

Features



Durable Finish

Kwalu's solid surface (1/8" thick) proprietary finish doesn't have any of the drawbacks of wood. The frames are moisture impervious, graffiti-resistant, easy to clean and maintenance-free.



Steel Reinforced

Our patented steel-reinforced joint system uses over 20 pieces of steel in most Kwalu chairs. Stop ongoing and costly furniture replacement.



Semi-Attached Pillows

Pillows are attached but can be easily removed for cleaning.



Optional Back Style

Choose from 2 optional back styles – with back or backless.



Optional Upholstered Arms

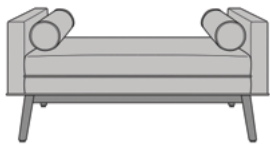
Choose from 2 optional upholstered arms – with arm caps and without arm caps.



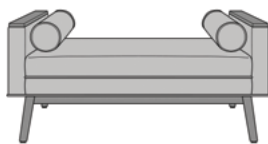
10 Year Warranty

We offer a 10 Year Performance Warranty on both construction and finish, so the product is guaranteed to stay looking like new for 10 years.

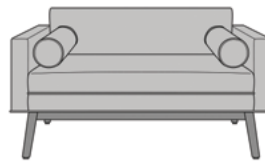
Statement of Line



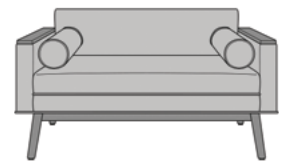
TINI1
60W 20D 25.5H
25.5AH



TIN121
60W 20D 25.5H
25.5AH



TINB1
60W 25.5D 29.5H
25.5AH



TINB21
60W 25.5D 29.5H
25.5AH

kwalu | Designed to Last®

6160 Peachtree Dunwoody Rd. Building C, Atlanta, GA 30328
1-877-MY-KWALU kwalu.com



All products are
SCS Indoor Advantage Gold & LEVEL® certified
SEATTINF1219