

tindari

Bench



kwalu®

Designed to Last®

tindari

Bench

The Tindari Bench is a luxurious throwback to the mid-century modern era. Even before you take a seat, the double cushions speak volumes of its high level of comfort. The Tindari is available with or without optional attached and removable bolster pillows. The inset base, tapered legs and piping outlining the bottom cushion and pillows tell the story of Tindari's attention to style. Experience and confirm the glamour and delight of the Tindari Bench.



Model: TIN121
60W 20D 25.5H 41SW 20SD 19.5SH 25.5AH

Features



Durable Finish

Kwalu's solid surface (1/8" thick) proprietary finish doesn't have any of the drawbacks of wood. The frames are moisture impervious, graffiti-resistant, easy to clean and maintenance-free.



Steel Reinforced

Our patented steel-reinforced joint system uses over 20 pieces of steel in most Kwalu chairs. Stop ongoing and costly furniture replacement.



Semi-Attached Pillows

Pillows are attached but can be easily removed for cleaning.



Optional without Pillows

Available with or without optional attached removable bolster pillows.



Optional Back Style

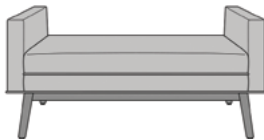
Choose from 2 optional back styles – with back or backless.




Optional Upholstered Arms

Choose from 2 optional upholstered arms – with arm caps and without arm caps.

Statement of Line



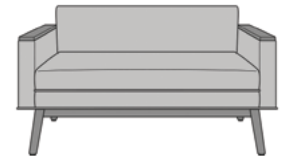
TINI10
60W 20D 25.5H
25.5AH



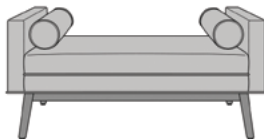
TIN120
60W 20D 25.5H
25.5AH



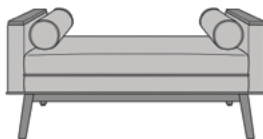
TINB10
60W 25.5D 29.5H
25.5AH



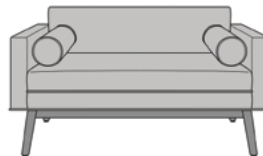
TINB20
60W 25.5D 29.5H
25.5AH



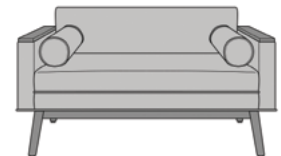
TIN111
60W 20D 25.5H
25.5AH



TIN121
60W 20D 25.5H
25.5AH



TINB11
60W 25.5D 29.5H
25.5AH



TINB21
60W 25.5D 29.5H
25.5AH

kwalu®

Designed to Last®

6160 Peachtree Dunwoody Rd. Building C, Atlanta, GA 30328

1-877-MY-KWALU kwalu.com



All products are
SCS Indoor Advantage Gold & LEVEL® certified

SEATTINF1120