

# tindari

---

Bench – With Back



# tindari

## Bench – With Back

The Tindari Bench with Back is ultimate satisfaction in a seat. From the double cushions, arms and a high full upholstered back to the attached bolstered pillows, the comfort level of this bench is all encompassing. The Tindari is available with or without optional attached and removable bolster pillows. A nod to a mid-century modern design, the inset base, tapered legs and piping, outlining the bottom cushion and pillows, take this bench to the next level.



Model: TINB21  
60W 25.5D 29.5H 41SW 20SD 19.5SH 25.5AH

### Features



#### Durable Finish

Kwalu's solid surface (1/8" thick) proprietary finish doesn't have any of the drawbacks of wood. The frames are moisture impervious, graffiti-resistant, easy to clean and maintenance-free.



#### Steel Reinforced

Our patented steel-reinforced joint system uses over 20 pieces of steel in most Kwalu chairs. Stop ongoing and costly furniture replacement.



#### Semi-Attached Pillows

Pillows are attached but can be easily removed for cleaning.



#### Optional without Pillows

Available with or without optional attached removable bolster pillows.



#### Optional Back Style

Choose from 2 optional back styles – with back or backless.




#### Optional Upholstered Arms

Choose from 2 optional upholstered arms – with arm caps and without arm caps.

### Statement of Line



**TINI0**  
60W 20D 25.5H  
25.5AH



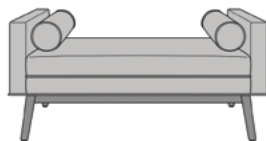
**TIN120**  
60W 20D 25.5H  
25.5AH



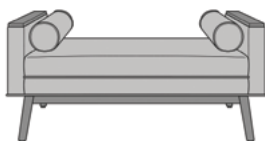
**TINB10**  
60W 25.5D 29.5H  
25.5AH



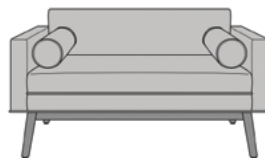
**TINB20**  
60W 25.5D 29.5H  
25.5AH



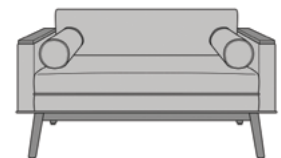
**TIN111**  
60W 20D 25.5H  
25.5AH



**TIN121**  
60W 20D 25.5H  
25.5AH



**TINB11**  
60W 25.5D 29.5H  
25.5AH



**TINB21**  
60W 25.5D 29.5H  
25.5AH



Redefining Clean Design®

6160 Peachtree Dunwoody Rd. Building C, Atlanta, GA 30328

1-877-MY-KWALU [kwalu.com](http://kwalu.com)



All products are SCS Indoor Advantage Gold & LEVEL® certified

SEATTINBF1120