

tempe

Double Wardrobe
No Drawers, 2 Doors



kwalu®

Designed to Last®

tempe

Double Wardrobe

No Drawers, 2 Doors

Contemporary Tempe Collection is stunning storage featuring dual-tone finishes and an overlay door and drawer design. The premium, oversized, steel hardware offers contemporary styling and easy-to-grab functionality and the dual-tones make this collection perfect for memory care giving the resident a visual boost.



Model: TEWR02

Features



Durable Finish

Kwalu's solid surface (1/8" thick) proprietary finish doesn't have any of the drawbacks of wood. The frames are moisture impervious, graffiti-resistant, easy to clean and maintenance-free.



Chamfered Frames

The raised overlay on this collection is a contrasting finish and adds a classic style feature.



Door Hinges

100° self-closing, kitchen-grade Blum® Euro Hinges provide a smooth motion.



Clothes Rod

Standard clothing rod may be attached at ADA height of 48" from the floor.



Aluminum Feet


Raised on rust proof aluminum feet to allow ease of cleaning beneath casegood.



Other Wardrobe Styles


Tempe wardrobes include a number of Single and Double styles.

Statement of Line




TEWR01L

25W 23.75D 71H




TEWR01R

25W 23.75D 71H



TEWR11L

25W 23.75D 71H



TEWR11R

25W 23.75D 71H




TEWR21L

25W 23.75D 71H




TEWR21R

25W 23.75D 71H




TEWR02

34.5W 23.75D 71H



TEWR12

34.5W 23.75D 71H



TEWR22

34.5W 23.75D 71H

kwalu®

Designed to Last®

6160 Peachtree Dunwoody Rd. Building C, Atlanta, GA 30328

1-877-MY-KWALU kwalu.com



All products are
SCS Indoor Advantage Gold & LEVEL® certified
CGTEWR02F1218