

# tempe

---

Single Wardrobe  
No Drawers, 1 Door



kwalu®

Designed to Last®

# tempe

## Single Wardrobe

### No Drawers, 1 Door

Contemporary Tempe Collection is stunning storage featuring dual-tone finishes and an overlay door and drawer design. The premium, oversized, steel hardware offers contemporary styling and easy-to-grab functionality and the dual-tones make this collection perfect for memory care giving the resident a visual boost.



Model: TEWR01R

## Features



### Durable Finish

Kwalu's solid surface (1/8" thick) proprietary finish doesn't have any of the drawbacks of wood. The frames are moisture impervious, graffiti-resistant, easy to clean and maintenance-free.



### Chamfered Frames

The raised overlay on this collection is a contrasting finish and adds a classic style feature.



### Door Hinges

100° self-closing, kitchen-grade Blum® Euro Hinges provide a smooth motion.



### Clothes Rod

Standard clothing rod may be attached at ADA height of 48" from the floor.



### Aluminum Feet


Raised on rust proof aluminum feet to allow ease of cleaning beneath casegood.



### Other Wardrobe Styles


Tempe wardrobes include a number of Single and Double styles.

## Statement of Line




**TEWR01L**

25W 23.75D 71H




**TEWR01R**

25W 23.75D 71H



**TEWR11L**

25W 23.75D 71H




**TEWR11R**

25W 23.75D 71H




**TEWR21L**

25W 23.75D 71H




**TEWR21R**

25W 23.75D 71H



**TEWR02**

34.5W 23.75D 71H



**TEWR12**

34.5W 23.75D 71H



**TEWR22**

34.5W 23.75D 71H

**kwalu**

Designed to Last®

6160 Peachtree Dunwoody Rd. Building C, Atlanta, GA 30328

1-877-MY-KWALU [kwalu.com](http://kwalu.com)



All products are  
SCS Indoor Advantage Gold & LEVEL® certified  
CGTEWR01F1218