


# tempe

---

Mirror




kwalu®

Designed to Last®

# tempe


Mirror

Contemporary Tempe Collection is stunning storage featuring dual-tone finishes and an overlay door and drawer design. The premium, oversized, steel hardware offers contemporary styling and easy-to-grab functionality and the dual-tones make this collection perfect for memory care giving the resident a visual boost.



Model: TEMRA

## Features



**Easy Hanging on Wall**  
Keyhole hanger allows for easy hanging on the wall.



**10 Year Warranty**  
We offer a 10 Year Performance Warranty on both construction and finish, so the product is guaranteed to stay looking like new for 10 years.

## Statement of Line



**TEMR**  
23.25W 0.75D 45H



**TEMRA**  
23.25W 0.75D 45H

**kwalu** | Designed to Last®

6160 Peachtree Dunwoody Rd. Building C, Atlanta, GA 30328  
1-877-MY-KWALU [kwalu.com](http://kwalu.com)



All products are  
SCS Indoor Advantage Gold & LEVEL® certified

CGTEMRF1218