


modena

Corner Linking Tables



modena

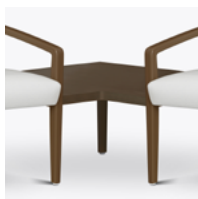
Corner Linking Tables

The Modena Corner Linking Tables create immovable social distance between two seats. These tables are available in a straight or curved style. They 'link' the Guest chairs and Bariatric chairs in the Modena collection in a lobby or waiting room setting so guests can sit together comfortably. The corner linking tables are equipped with a center leg support. They are under mount with brackets to support a solid surface or Kwalu Fusion top.




Model: MDALKTLBLC
(Also displayed with two MDAG11. Not included.)
29W 29D 15H


Features



Optional Kwalu Top
Available with a 1.5" Top made of Kwalu's proprietary material.



Optional Curved Shape
The linking table is available in a curved shape to better fit a curved space and is optional.



Other Table Styles
Choose from 2 table styles – Center Linking and Corner Linking.

Statement of Line



MDALKTLBAA
10W 17D 1.5H



MDALKTLBAB
20W 17D 1.5H



MDALKTLBAC
29W 29D 15H



MDALKTLBAD
29W 29D 15H



MDALKTLBBA
10W 17D 2H



MDALKTLBBB
20W 17D 2H



MDALKTLBBC
29W 29D 15H



MDALKTLBBD
29W 29D 15H

kwalu | Furnishing the Future™

6160 Peachtree Dunwoody Rd. Building C, Atlanta, GA 30328

1-877-MY-KWALU kwalu.com

