

# mission

---

Chest Wide  
3 Drawers



kwalu®

Designed to Last®

# mission

## Chest Wide 3 Drawers

Time-honored crafting and practical concerns blend to produce refined, functional furniture. OG edging and gently radiused corners add understated touches of distinction to these water- and scuff-resistant, fire-retardant products. Choose from dozens of hardware styles, including ADA-compliant.



Model: MICH30W

### Features




#### Durable Finish

Kwalu's solid surface (1/8" thick) proprietary finish doesn't have any of the drawbacks of wood. The frames are moisture impervious, graffiti-resistant, easy to clean and maintenance-free.



#### Chamfered Frames

The raised overlay on this collection adds a classic style feature.




#### Drawers

Are constructed with both dowel and mechanical fasteners for additional strength. 100lb static and dynamic load Euro Drawer Slides allow for easy opening and closing.



#### Optional Narrower Version

This chest is available in an optional 25" width.



#### Hardware

Choose from dozens of hardware styles, including ADA compliant options.



#### 10 Year Warranty

We offer a 10 Year Performance Warranty on both construction and finish, so the product is guaranteed to stay looking like new for 10 years.

### Statement of Line




**MICH30**

25W 19D 30H



**MICH30W**

31.5W 19D 30H



**MICH40W**

31.5W 19D 36H



**MICH50**

25W 19D 46.75H



**MIDR60**

48.5W 19D 30H

kwalu

Designed to Last®

6160 Peachtree Dunwoody Rd. Building C, Atlanta, GA 30328

1-877-MY-KWALU [kwalu.com](http://kwalu.com)



All products are  
SCS Indoor Advantage Gold & LEVEL® certified  
CGMICH30-WF1218