

# mission

---

Bedside Cabinet  
4 Drawers



kwalu®

Designed to Last®

# mission

## Bedside Cabinet

### 4 Drawers

Time-honored crafting and practical concerns blend to produce refined, functional furniture. OG edging and gently radiused corners add understated touches of distinction to these water- and scuff-resistant, fire-retardant products. Choose from dozens of hardware styles, including ADA-compliant.




Model: MIBS40

### Features



#### Durable Finish

Kwalu's solid surface (1/8" thick) proprietary finish doesn't have any of the drawbacks of wood. The frames are moisture impervious, graffiti-resistant, easy to clean and maintenance-free.




#### Chamfered Frames

The raised overlay on this collection adds a classic style feature.




#### Drawers

Are constructed with both dowel and mechanical fasteners for additional strength. 100lb static and dynamic load Euro Drawer Slides allow for easy opening and closing.



#### Hardware

Choose from dozens of hardware styles, including ADA compliant options.



#### Optional Top Drawer Lock


A top drawer lock is available and is optional.




#### Other Bedside Styles

Mission bedside styles include a 1 drawer, 1 door version and 1, 3 and 4 drawer versions.

### Statement of Line



**MIBS11L**  
21W 19D 30H



**MIBS11R**  
21W 19D 30H



**MIBS30**  
21W 19D 30H



**MIBS40**  
21W 19D 32H



**MINS10**  
21W 19D 25H

**kwalu** | Designed to Last®

6160 Peachtree Dunwoody Rd. Building C, Atlanta, GA 30328  
1-877-MY-KWALU [kwalu.com](http://kwalu.com)



All products are  
SCS Indoor Advantage Gold & LEVEL® certified

CGMIBS40F1218