

mission

Bedside Cabinet
1 Drawer, 1 Door



kwalu®

Designed to Last®

mission

Bedside Cabinet

1 Drawer, 1 Door

Time-honored crafting and practical concerns blend to produce refined, functional furniture. OG edging and gently radiused corners add understated touches of distinction to these water- and scuff-resistant, fire-retardant products. Choose from dozens of hardware styles, including ADA-compliant.



Model: MIBS11R

Features




Durable Finish

Kwalu's solid surface (1/8" thick) proprietary finish doesn't have any of the drawbacks of wood. The frames are moisture impervious, graffiti-resistant, easy to clean and maintenance-free.



Chamfered Frames

The raised overlay on this collection adds a classic style feature.




Door Hinges

100° self-closing, kitchen-grade Blum® Euro Hinges provide a smooth motion.




Drawers

Are constructed with both dowel and mechanical fasteners for additional strength. 100lb static and dynamic load Euro Drawer Slides allow for easy opening and closing.



Hardware


Choose from dozens of hardware styles, including ADA compliant options.




Rear Venting

Rear venting maximizes air circulation for improved health.

Statement of Line



MIBS11L
21W 19D 30H



MIBS11R
21W 19D 30H



MIBS30
21W 19D 30H



MIBS40
21W 19D 32H



MINS10
21W 19D 25H

kwalu | Designed to Last®

6160 Peachtree Dunwoody Rd. Building C, Atlanta, GA 30328
1-877-MY-KWALU kwalu.com



All products are SCS Indoor Advantage Gold & LEVEL® certified

CGMIBS11F1218