

lancaster

Bedside Cabinet
1 Drawer, 1 Door



kwalu®

Designed to Last®

lancaster

Bedside Cabinet

1 Drawer, 1 Door

The Lancaster Collection offers unobtrusive refinement and skilled craftsmanship to form the perfect balance between function and beauty. Rich OG detailing on the tops and recessed insert panels set into chamfered frames on doors and drawers. Collection available with or without contrasting edges as well as custom color combinations.



Model: LABS11R

Features




Durable Finish

Kwalu's solid surface (1/8" thick) proprietary finish doesn't have any of the drawbacks of wood. The frames are moisture impervious, graffiti-resistant, easy to clean and maintenance-free.



Chamfered Frames

The raised overlay on this collection adds a classic style feature.



Door Hinges

100° self-closing, kitchen-grade Blum® Euro Hinges provide a smooth motion.



Drawers

Are constructed with both dowel and mechanical fasteners for additional strength. 100lb static and dynamic load Euro Drawer Slides allow for easy opening and closing.



Hardware


Choose from dozens of hardware styles, including ADA compliant options.



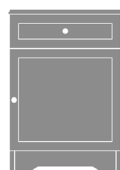
Rear Venting

Rear venting maximizes air circulation for improved health.

Statement of Line



LABS11L
21W 19D 30H



LABS11R
21W 19D 30H



LABS30
21W 19D 30H



LABS40
21W 19D 32H



LANS10
21W 19D 25H

kwalu®

Designed to Last®

6160 Peachtree Dunwoody Rd. Building C, Atlanta, GA 30328

1-877-MY-KWALU kwalu.com



All products are
SCS Indoor Advantage Gold & LEVEL® certified

CGLABS11F1218