

# hollywood

---

Dresser  
6 Drawers



kwalu®

Designed to Last®

# hollywood

## Dresser

### 6 Drawers

Defined by clean lines and sparkling  $\frac{3}{8}$ " brushed aluminum inlays, Kwalu's Hollywood collection transports you to the Golden Age of American cinema. This glamorous collection includes a bedside, wardrobe, chest, headboard, footboard and so much more. Completely customizable from fit to finish.



Model: HLDR60

### Features



#### Durable Finish

Kwalu's solid surface ( $\frac{1}{8}$ " thick) proprietary finish doesn't have any of the drawbacks of wood. The frames are moisture impervious, graffiti-resistant, easy to clean and maintenance-free.



#### Beveled Edging on Top

A sloped and angled top edge gives a more contemporary look to this collection.




#### Drawers

Are constructed with both dowel and mechanical fasteners for additional strength. 100lb static and dynamic load Euro Drawer Slides allow for easy opening and closing.



#### Aluminum Inlay

This collection is identified by  $\frac{3}{8}$ " brushed aluminum inlays.



#### Other Chest Styles

Hollywood chest styles include 3, 4, 5 and 6 drawer versions.




#### 10 Year Warranty

We offer a 10 Year Performance Warranty on both construction and finish, so the product is guaranteed to stay looking like new for 10 years.

### Statement of Line



**HLCH30**  
25W 19D 30H



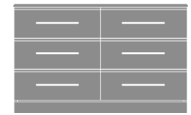
**HLCH30W**  
31.5W 19D 30H



**HLCH40W**  
31.5W 19D 36H



**HLCH50**  
25W 19D 46.75H



**HLDR60**  
48.25W 19D 30H

**kwalu** | Designed to Last®

6160 Peachtree Dunwoody Rd. Building C, Atlanta, GA 30328

1-877-MY-KWALU [kwalu.com](http://kwalu.com)



All products are  
SCS Indoor Advantage Gold & LEVEL® certified  
CGHLDR60F1218