

essex

Double Wardrobe
No Drawers, 2 Doors



kwalu®

Designed to Last®

essex

Double Wardrobe

No Drawers, 2 Doors

The contemporary Essex collection features a distinctive leg design providing a dimensional look that allows for easy cleaning. Select tone-on-tone or contrasting wood-grained finishes for legs and top. Customizable and available in a variety of sizes. Sophisticated hardware delivers added style.



Model: EXWR02

Features



Durable Finish
Kwalu's solid surface (1/8" thick) proprietary finish doesn't have any of the drawbacks of wood. The frames are moisture impervious, graffiti-resistant, easy to clean and maintenance-free.



Door Hinges
100° self-closing, kitchen-grade Blum® Euro Hinges provide a smooth motion.



Clothes Rod
Standard clothing rod may be attached at ADA height of 48" from the floor.



Hardware
Choose from dozens of hardware styles, including ADA compliant options.




Other Wardrobe Styles
Essex wardrobes include a number of Single and Double styles.

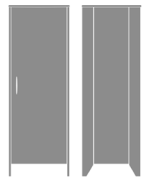


10 Year Warranty
We offer a 10 Year Performance Warranty on both construction and finish, so the product is guaranteed to stay looking like new for 10 years.

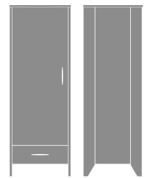
Statement of Line




EXWR01L
23.75W 23D 71H



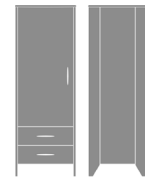
EXWR01R
23.75W 23D 71H



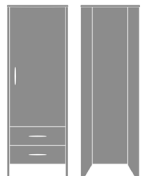
EXWR11L
23.75W 23D 71H



EXWR11R
23.75W 23D 71H



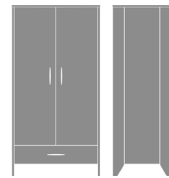
EXWR21L
23.75W 23D 71H



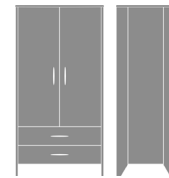
EXWR21R
23.75W 23D 71H



EXWR02
34.75W 23D 71H



EXWR12
34.75W 23D 71H



EXWR22
34.75W 23D 71H

kwalu | Designed to Last®

6160 Peachtree Dunwoody Rd. Building C, Atlanta, GA 30328
1-877-MY-KWALU kwalu.com



All products are
SCS Indoor Advantage Gold & LEVEL® certified
CGEXWR02F1218