

# caterina

---

Bariatric Guest  
Slat Back



kwalu®

Redefining Clean Design®

# caterina

## Bariatric Guest Slat Back

The Caterina Bariatric Guest Slat Back chair is a perfect marriage of aesthetics and durability. Built for maximum stability and strength with the addition of solid steel in all joints, this thoughtfully designed chair accommodates generous proportions. Available as a slat back and a short upholstered back, it features a spacious removable seat, an angled back and contemporary arms to facilitate ingress and egress.



Model: CTEB11

### Features



**Nightingale Gold**  
Our Caterina Guest Chairs were awarded Nightingale Gold for Seating: Guest / Lounge.



**Nightingale Award**  
Kwalu's GetWell Patient Room was awarded a Nightingale Innovation Award for Surfacing Material



**Wallsaver**  
Wallsaver back legs help keep walls in pristine condition.



**Weight Capacity**  
Caterina bariatric chairs are rated to 500 lbs weight capacity.

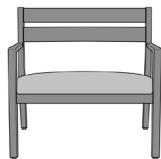


**Durable Finish**  
Kwalu's solid surface (1/8" thick) proprietary finish doesn't have any of the drawbacks of wood. The frames are moisture impervious, graffiti-resistant, easy to clean and maintenance-free.

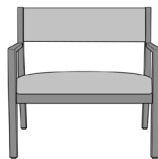


**Steel Reinforced**  
Our patented steel-reinforced joint system uses over 20 pieces of steel in most Kwalu chairs. Stop ongoing and costly furniture replacement.

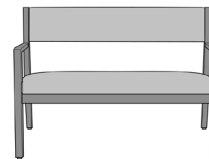
### Statement of Line



**CTEB11**  
34W 24.5D 33.75H  
25AH



**CTEB21**  
34W 24.5D 33.75H  
25AH



**CTEB22**  
46W 24.5D 33.75H  
25AH



Redefining Clean Design®

6160 Peachtree Dunwoody Rd. Building C, Atlanta, GA 30328

1-877-MY-KWALU [kwalu.com](http://kwalu.com)



All products are  
SCS Indoor Advantage Gold & LEVEL® certified  
SEATCTEB-SBF0918