

atlanta

Nightstand
1 Drawer



kwalu®

Designed to Last®

atlanta

Nightstand 1 Drawer

The Atlanta Collection features softly rounded edges and waterfall detailing. Transitional styling make this ideally suited for a wide range of environments. Choose from dozens of hardware styles, including ADA-compliant and soft pulls. Atlanta is customizable and available in various sizes to suit your space.



Model: ATNS10

Features



Durable Finish

Kwalu's solid surface (1/8" thick) proprietary finish doesn't have any of the drawbacks of wood. The frames are moisture impervious, graffiti-resistant, easy to clean and maintenance-free.




Waterfall Edging on Top

Waterfall edging creates continuous smooth surface for easy cleaning.




Drawers

Are constructed with both dowel and mechanical fasteners for additional strength. 100lb static and dynamic load Euro Drawer Slides allow for easy opening and closing.



Hardware

Choose from dozens of hardware styles, including ADA compliant options.



Optional Top Drawer Lock


A top drawer lock is available and is optional.



Other Bedside Styles


Atlanta bedside styles include a 1 drawer, 1 door version and 1, 3 and 4 drawer versions.

Statement of Line



ATBS11L

21.25W 18.25D 30H



ATBS11R

21.25W 18.25D 30H



ATBS30

21.25W 18.25D 30H



ATBS40

21.25W 18.25D 32H



ATNS10

21.25W 18.25D 25H

kwalu | Designed to Last®

6160 Peachtree Dunwoody Rd. Building C, Atlanta, GA 30328

1-877-MY-KWALU kwalu.com



All products are SCS Indoor Advantage Gold & LEVEL® certified

CGATNSF1218